

To Do To Go: Teens

Try a new To Do To Go activity each month!


Blackout Poetry

Materials: A page from a book or a printed piece of paper with text and a marker

- 1** • Quickly scan the page and look for an anchor word- a word that stands out to you
 - Start with your anchor word and use it to think of possible topics and themes
- 2** • Read the text of the page
 - With a pencil, lightly circle words that connect to the anchor word
 - Pro-tip: Avoid circling more than three words in one row
- 3** • Look at your circled words and decide which ones to keep
 - You can't change the order of the words, but you can eliminate endings or circle connecting words like "if, and, or, but"
 - If your poem isn't working to your satisfaction, scan the page again. The right word might be waiting for you. Or you might need to drop a few words
- 4** • Use a marker to circle the words you want to keep and erase the pencil around words you don't want to use
- 5** • Add an illustration or design that relates to the theme of your poem
- 6** • Show off your work! Your community would love to see your creations! Send a photo of your finished work to todotogo@sno-isle.org and we'll share it on Sno-Isle Libraries social media platforms.



**Check out the book list
on the back!**




Reading Suggestions

Pick these up at your local library!



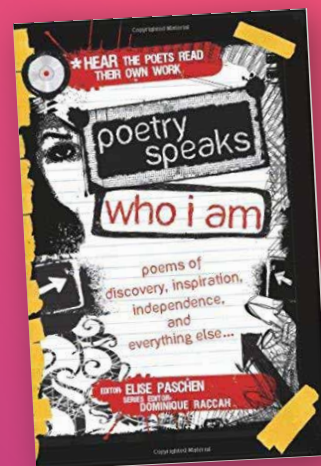
Blue Lipstick: Concrete Poems

by John Grandits




Light Filters In Poems

by Caroline Kaufman

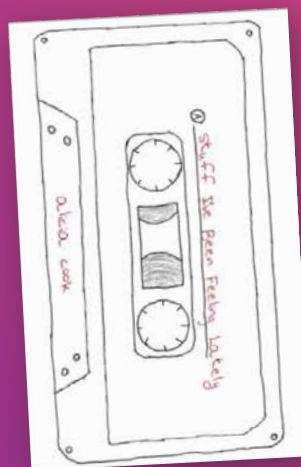


Poetry Speaks: Who I Am



Bronx Masquerade

by Nikki Grimes



Stuff I've Been Feeling Lately

by Alicia Cook