

Mariner Community Campus

Final Report
Community Needs Assessment





Executive Summary	4
Project Background	5
Survey Findings	7
Community Engagement Findings	10
Design Considerations	12
Community Engagement Recommendations	18
Engagement Steps	19
Planning Meetings	19
Surveys, Focus Groups and Informational Meetings	19
Partner Presentations	20
Community Meetings	22
Findings and Final Report	25
Appendix A: Timeline	26
Appendix B: Focus Group Brainstorming	27
Appendix C: Survey Questions	34
Appendix D: Survey Email	36
Appendix E: Convening Group Agendas	39
Appendix F: Community Meeting #1 - List of Ideas	41
Appendix G: Community Meeting #2 Minutes	43
Appendix H: Community Meeting Flyer	50
Appendix I: Community Meeting #1 Project Background Presentation	51
Appendix J: Community Meeting #2 Project Background Presentation	58
Appendix K: Full List of Partner Group Representatives	63
Appendix L: Spaces Sorted by Use and Size	64
Acknowledgements	65



Executive Summary

The Mariner Community Campus is an ambitious project for an underserved neighborhood. Phase 1 of the project focused on building a Partner Group, convened by State Senator Marko Liias and Sno-Isle Libraries, as well as beginning to understand community needs. Phase 2, which this report documents, was about engaging the community in meaningful ways to help shape what will happen at the campus.

The vision of the future campus has taken hold in the imaginations of many Mariner community members. In the first half of 2019, through a series of community engagement strategies, we began to uncover community priorities for the campus.

Values

The people, schools, library, and diversity are the main indicators of what people love about the Mariner Neighborhood. In regards to the campus, the community spoke overwhelmingly about the values of celebrating diversity, safety, access for everyone, healthy minds and bodies, learning and knowledge.

Campus Elements & Activities

The community clearly articulated the desire for a generous mix of functions at the campus, mixing social/informal and learning/service activities, indoor and outdoor spaces, and flexible and fixed spaces. The library consistently arose as an anchor tenant that could provide many of the services community members were suggesting - tutoring, computer labs, homework clubs, community navigators, and other flexible, multi-use spaces that could meet multiple needs. Participating community members wanted to ensure that the campus will be able to adapt to future changes. Another theme was that indoor spaces compliment outdoor spaces where people can prepare food and eat together.

Community engagement steps included:

- focus groups with 66 people
- surveys completed by 352 people
- a website (available in eight languages)
- forming a Convening Group of 13 people to help convene the engagement process, and
- two Community Meetings with about 50 people in attendance at each.

The following report outlines the steps taken, highlights the findings and recommendations for next steps. It will be posted on <http://marinercommunity.org>, as well as distributed widely throughout the community. This report is presented by the team at [Pomegranate Center](#).



Project Background

In February 2017, Sno-Isle Libraries opened the Mariner Library in a storefront as a demonstration project. This library proved to be very successful. Since doors opened, there have been more than 140,000 visits to this library.

State Senator Marko Liias, D-Mukilteo, who is well acquainted with the challenges of access to services faced by area residents, looked at the community response to the library and saw an opportunity to increase the impact further.

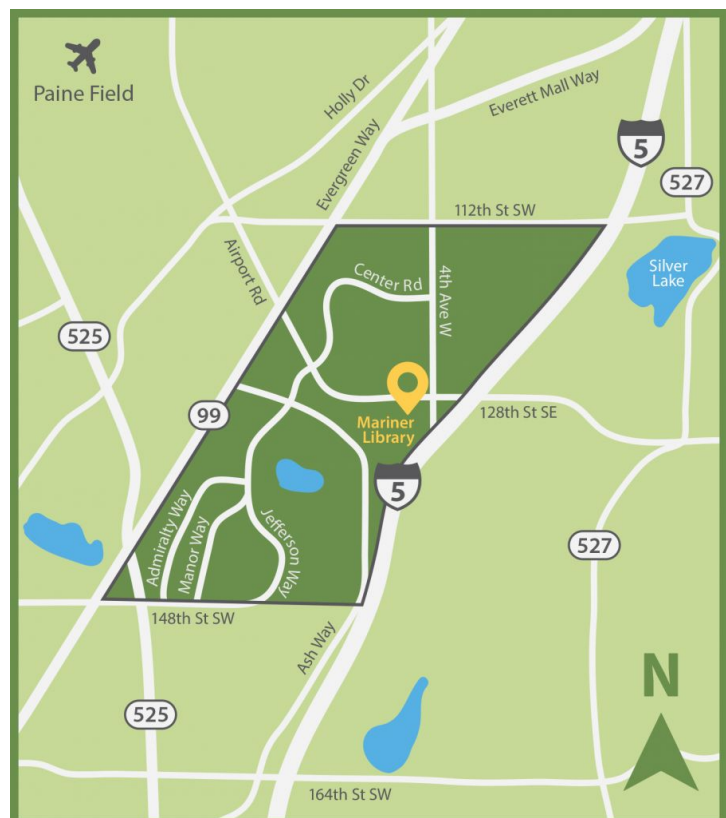
In 2017, conversations began about the concept for a permanent Mariner Community Campus with Sno-Isle Libraries, the Snohomish Health District, Snohomish County Executive Dave Somers, the Mukilteo School District, United Way of Snohomish County and others. Through those talks and Sen. Liias' work in the Legislature, the state's 2018 Capital Budget included an allocation of \$322,000 to begin shaping the vision for a Mariner Community Campus.

Pomegranate Center, a non-profit with 32 years of experience in community-based planning, was selected through an RFP process to partner with Sno-Isle Libraries. The Pomegranate Center Method was utilized to lead the community engagement process, beginning in January 2019, with a completion date of May 31, 2019.

The Mariner Community Campus' geographic boundaries

The area for this assessment is bounded by Everett to the north, Lynnwood to the south, east of Highway 99 and west of I-5. More than 25,000 people live in the area. By 2025, the area's population is expected to grow 20 percent. The development density is expected to increase 23 percent by 2025.

For this engagement process, the definition of community includes "anyone who lives, works, goes to school or uses services in this geographic area."





Community Needs Assessment Goals and Scope

There were two goals for this phase of the project:

1. Gain deeper understanding of the community identity, values, and strengths; and
2. Engage diverse community members in shaping future campus activities, elements, and values.

To address these goals, we took the following engagement steps:

- Held a series of ongoing planning meetings with Sno-Isle Libraries
- Created, translated and shared survey
- Engaged a Convening Group
- Supported focus groups
- Presented at three project Partner Group meetings
- Coordinated three Convening Group meetings
- Held two public Community Meetings

A more detailed description of the project timeline can be found in [Appendix A](#).



Survey Findings

The goal of the survey was to understand what members of the Mariner community value about the neighborhood. This information will provide guidance on how to lift up what is important to community members and avoid unintentionally impeding their values.

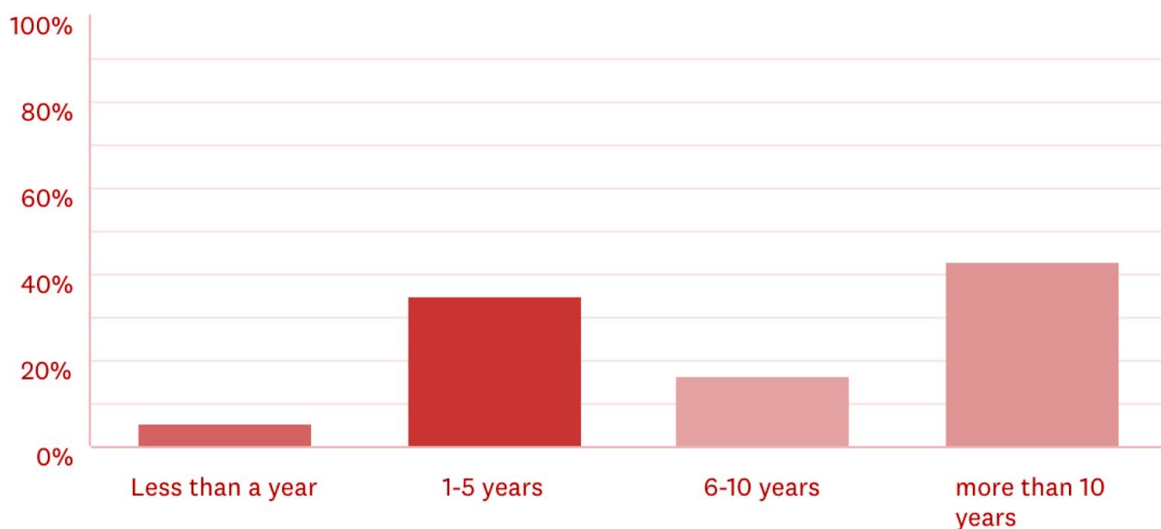
The survey was translated into 8 languages and distributed through the Mariner Library email list, Convening Group and Partner Group members, local nonprofits and faith groups and through word of mouth. 352 people responded. (See [Appendix C](#) for complete survey questions.) Most responses were in English.

Executive Summary of Survey Results

Overwhelmingly, respondents noted this neighborhood's diversity, convenience, people, schools, library and trees were important. They spoke of a desire for increased safety, parks, family and teen activities, community centers and a permanent library. And respondents noted a strong desire to keep it affordable so people wouldn't be displaced.

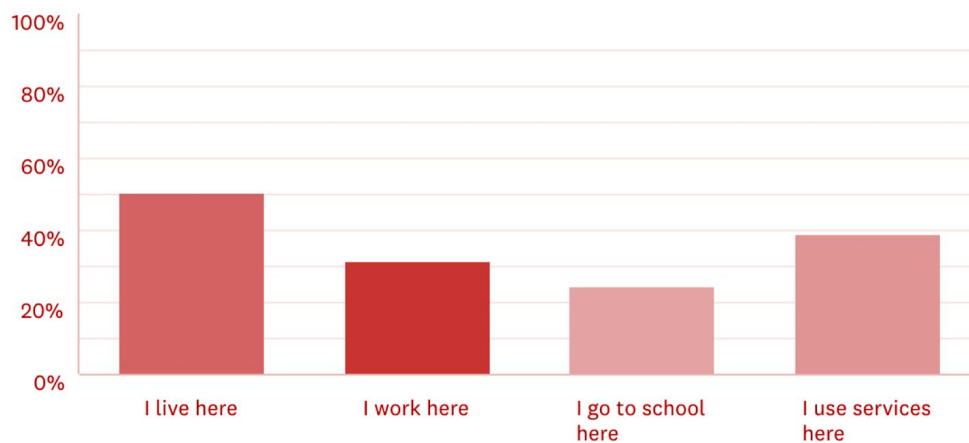
Survey Results

Most respondents considered themselves members of the neighborhood for more than 10 years, followed closely by 1-5 years:





Respondents predominantly identified as living and using services in the neighborhood:



Because this neighborhood is unincorporated, there was interest in understanding what community members called it: 44% said Mariner and 20% said South Everett. Of the respondents who had been part of the community for more than 10 years, 28% referred to it as South Everett.

The survey asked community members to consider what they loved about the neighborhood, what made it feel like a community, what they would be especially sad to see disappear as time progressed, and what would make it a better place to live for them and the next two generations. There was little variation between groups based on how long they had been part of the community. Here are the patterns we saw:

What makes it feel like a community and what they valued, overlapped significantly:

- Schools
- Diversity
- Library
- People

In regards to what they would be sad to see disappear or change as the neighborhood grows, these patterns arose:

- Library
- Shops and restaurants - especially local ones and convenience stores
- People - particularly if they are moving away because they can't afford it or don't feel safe
- Schools
- Housing - both protecting single family homes, and having an affordable mix of housing
- Many people expressed eagerness for change



What could be added to the neighborhood to make it a better place to live included:

- Safety: increasing police presence and adding street lights
- Parks & Nature: adding green space and trees
- Sanitation: cleaner sidewalks, roads and buildings
- Family, teen and children's activities: Boys and Girls Club/YMCA, recreation opportunities
- Community center/Community gathering places
- Permanent library

According to respondents, this neighborhood is strengthened by the people who live there and take care of each other.



Community Engagement Findings

Executive Summary

Based on results from the Community Meetings, the future community campus should be a safe place for everyone. It should celebrate the diversity of the neighborhood, provide opportunities for learning and connection for all ages, and support healthy minds and bodies through a generous mix of activities. To support these values, the campus should feature a mix of anchor institutions (like a library) and flexible/multi-use spaces that can serve many functions; both indoor and outdoor areas that connect to each other; and, because food and community go hand-in-hand, opportunities for people to cook and eat together.

Community Meeting #1

The first Community Meeting (and follow-up focus group meeting at BRIDGES) highlighted consistent themes.

Values

- Celebrate diversity
- Safe for everyone
- For all ages
- Integrate technology
- Focus on learning and knowledge
- Healthy bodies and minds

Activities and Spaces

- Education and learning opportunities
- Services
- Gatherings/Events
- Indoor and outdoor spaces
- Flexible/Multi-use space
- Spaces for preparing food

See a comprehensive list of ideas sorted in [Appendix F](#).

Community Meeting #2

At the second Community Meeting, participants prioritized elements that could be included in the campus. By using space limitations (a flipchart paper) and post-its, small groups grappled with what would be included and what would not. The participants focused their list even further, identifying the following themes from their collective work:

- Multi-use space
- Health and human services
- Library as anchor
- All ages
- Education/learning

Here are details on the themes heard at this meeting:

- **Library:** Every group had a library in their plan. Groups shared a general sense that the library would anchor many activities that support democracy and learning and



connection. Groups seemed to recognize that many of the ideas generated at Community Meeting #1 could be part of a library: tutoring services, homework clubs, computer labs/technology centers, community navigators, meeting rooms, and maybe even a cafe and art gallery.

- **Multi-use space:** generally, groups added flexible space that could serve many purposes. For example, a room that could be for music, dance, exercise classes, after school activities, and an emergency cold weather shelter. One group specified having moveable walls in the space to make it more flexible. Another group specified a flexible space for religious activities.
- **Food/Kitchens:** Each group included some sort of food element. Kitchens (some next to the community garden) placed strategically to serve the event spaces; community gardens for food production; food banks and cafes.
- **Computer labs/Technology rooms:** some groups included it in the library, and some kept it separate, but almost every group prioritized this idea on their map.
- **Outdoor/Green space:** all but one group included significant outdoor space in their map, marked either as community garden, playground, or event space.
- **Playgrounds:** most groups included either indoor, outdoor or covered playgrounds
- Other patterns:
 - A family shelter showed up in several maps, with showers and laundry services.
 - Daycare and early childhood education.

In this process, it's especially important to look at the ideas that spread from group to group. (In the pictures of the maps, these ideas are written or outlined in red.) In this meeting, one new idea gained traction:

- **Mobile service truck area:** a part of the campus designed specifically for hosting mobile service provider trucks (medical, dental, mental health, etc). This idea was picked up by every other group during round two.

In general, we saw and heard a desire for a mix of activities and lots of flexible space that could serve different purposes over time.



Design Considerations

Building Considerations:

In preparation for selecting a site and establishing a budget, it is helpful to understand some of the space needs associated with the various program elements. We have grouped the program elements into appropriate sizes and facility types. During Community Meeting #2, the participants explored the possible combinations (see [Appendix G](#)). Some examples of how these elements relate to each are included below.

Facility Types:

The program elements identified by the community fall into two major categories of facility type: Multipurpose and Primary Purpose.

- **Multipurpose:** Spaces of these types can be used by multiple programs. They feature open, flexible space with amenities that can be used by many different users. Some good examples are classrooms and meeting spaces, as well as outdoor spaces.
- **Primary Purpose:** These types of spaces or facilities are designed to serve one major specific purpose. Examples would be a dental clinic or a day-care facility. Some facilities such as these may include multipurpose spaces that can be shared or used for other purposes. A good example is a library that includes several meeting rooms.

Program Sizes

In order to sort the needs associated with each program element, we have organized the elements into the following space requirements. These designations are preliminary and meant as general guidelines for sizing the whole facility. The architectural firm selected for this project will help establish space requirements once a final program is established and a site selected. Preliminary space requirements:

- **Small:** For example, an office or small meeting room. These will most likely be included in larger facilities. (60-300 sqft)
- **Medium:** For example, a larger meeting room or a classroom. These will most likely be included in larger facilities. (600-800 sqft)
- **Large:** For example, a daycare, or a fitness room. This may be a stand-alone building, or could be combined with other program elements (800-2000 sqft)
- **Extra Large:** For example, a gymnasium, or a library. This may be a stand-alone building, or could be combined with other program elements (6000-8000 sqft)
- **Outdoor Spaces:** These can be many sizes, ranging from a small pocket park to a large playfield or open space.
- **Shared Utility and Circulation:** Any facility will need space for circulation, restrooms, and utility rooms. It is estimated that these uses will add 20-30% to any building.



The entire list of program elements is sorted into sizes in [Appendix L](#).

Combination of Programs

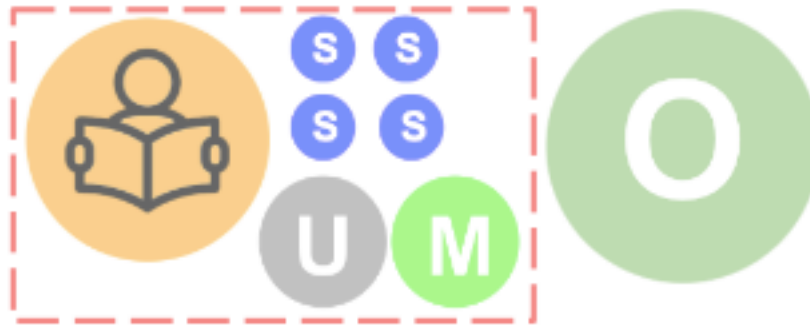
The idea of a community campus implies that more than one program element will be included. The exercise done at Community Meeting #2 explored these combinations as a way to prioritize which programs were most important to the community, but as site selection commences, it is important to start considering the practical nature of how these program elements can be combined and how they can share space.



We have included diagrams showing several options below:

Option: Large Tenant & Multipurpose

Example: Library, Several Sized Multipurpose Rooms, and Outdoor Space



Option: Minor Tenant & Multipurpose

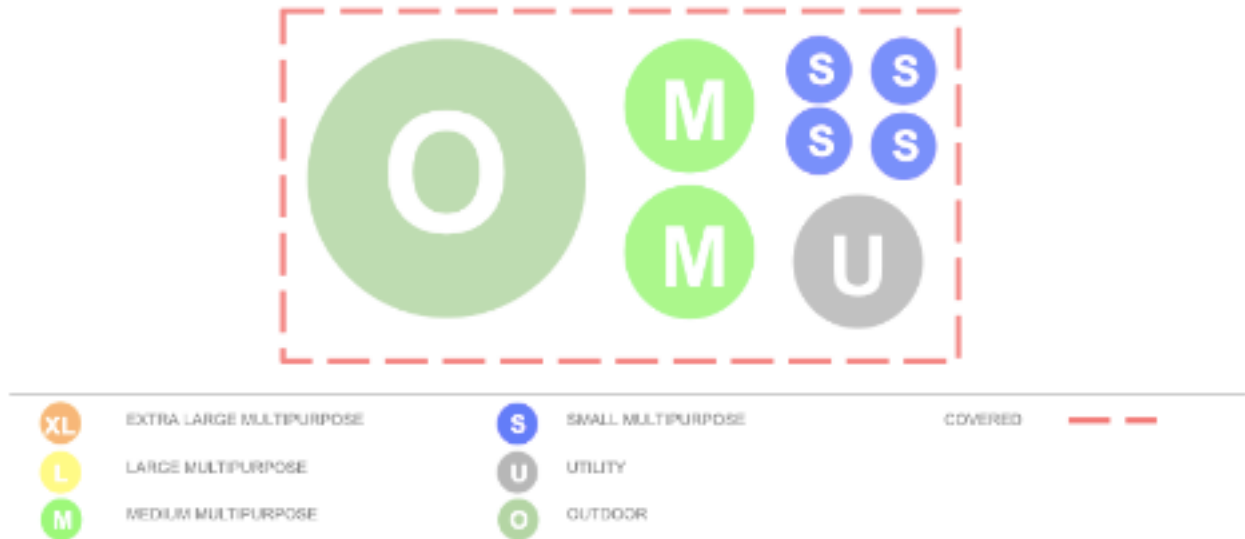
Example: Offices for Snohomish Health District, Gym, Medium and Small Multipurpose Spaces, and Outdoor Space





Option: Multipurpose Only

Example: Large Covered Exterior Multipurpose Space and Several Small and Medium Sized Ones



Option: Multiple Sites

Example: Use Gym at School, Facility with Medium and Small Multipurpose and Outdoor Space

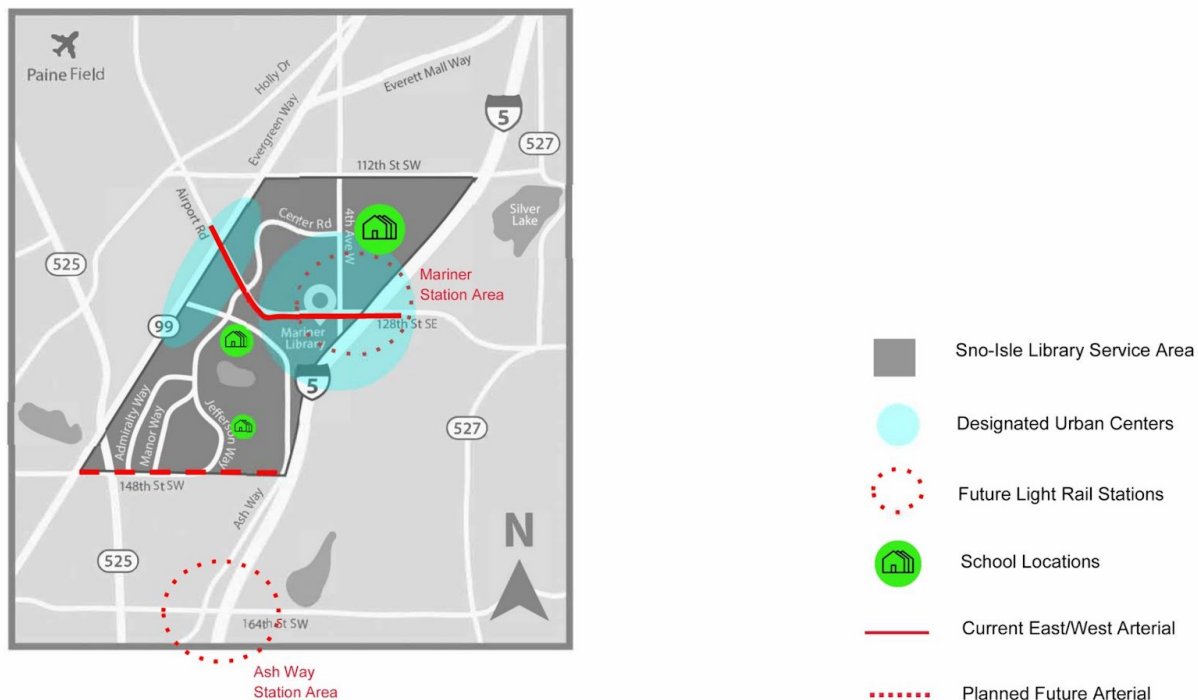




Accessible Location:

It is important to consider the location of the new facility in relation to the existing and future community. One frequent request from the community members was to make sure it is accessible by bus. With the advent of the light rail stations in the neighborhood, it will be important to take future changes into account. The following is a diagram showing the major site features.

Mariner Community Site Features



Other Building Considerations:

Some other considerations when considering a site include:

- **Available Building Area:** A single story building is the least expensive to build, but the land required may not be available or could be too expensive for the budget. In this case, a multi-story building could be cost effective. A review of available sites should take this into consideration.
- **Building New vs. Renovation:** New construction can be more expensive, however, renovations have risks and additional costs caused by unknown conditions. Buildings that already have infrastructure that can be used for the new facility (for example- bathrooms, or an elevator) are the most cost effective to renovate. A search for the



project site could include both empty lots and existing buildings with an option to renovate and/or expand.

- **Building Costs:** The cost for commercial construction has been rising rapidly over the last several years. For preliminary planning purposes, the client can use a per square foot of \$500 for new construction and \$300 for extensive renovation. These numbers are subject to change, so we strongly recommend involving an architect and contractor during the site selection phase to understand the costs associated with developing each one.



Community Engagement Recommendations

From a community engagement perspective, this project has only just begun. We recommend increasing and planning deeper engagement throughout the process, inviting the community back, over and over again, to witness progress and contribute further to the project shaping.

Here are some suggestions about what to do next:

- **Plan some Early Success projects.** These projects can keep community members engaged while Project Partners are doing more of the “behind the scene” work of fundraising or scouting for real estate. If done right, Early Success projects reinforce the idea that Project Partners take community input seriously (which makes it more likely they will participate in future community engagement). Early Success projects should be visible, invite a new group of “owners” to the project idea and connect people to the future you are trying to create. Some examples already discussed at a Partner Meeting:
 - Plan a neighborhood soccer tournament. Since a community idea of a soccer field could not fit into the campus project, Project Partners are already discussing how they can help make existing soccer fields more accessible to neighbors, and hosting a tournament to help showcase the campus project and their commitment to listening to community members.
 - Start a series of “Campus Events” that are hosted at various places but connect to the ideas generated at the Community Meetings. This could include fitness classes, after school activities, mobile medical clinic, etc.
 - Once the land is identified, plan some “on the ground” events that envision the campus as already built. For example, outline the planned spaces on the ground and organize a tour of the future campus.
- **Select architects and other consultants carefully.** One of the greatest risks to the spirit of engagement is asking for community members’ ideas, then not taking them seriously. Architects and experts will need to serve the community’s ideas, not replace them. The selection team should choose a design firm committed to utilizing the ideas generated by the community and synthesizing the meaning of their evolving ideas. Without those skills, the community’s trust in the process and project may diminish.
- Once land and designers are chosen, we suggest **pulling together a new Convening Group and doing additional Community Meetings** to keep everyone engaged and asking them to participate in the Early Success projects.



Engagement Steps

Timeline Overview

January:

- Planning/Coordination Meetings: ongoing
- Partner Group Presentation: 1/23

February:

- Survey launched: 2/28
- Convening Group identified and recruited

March:

- Convening Group meeting: 3/11
- Partner Group presentation: 3/22
- Convening Group meeting: 3/27
- Progress report submitted: 3/28

April:

- Community Meeting: 4/13
- Convening Group meeting: 4/24

May:

- Survey closed: 5/1
- Partner Group Presentation: 5/3
- Focus Group at BRIDGES Center: 5/6
- Community Meeting: 5/11
- Final report submitted: 5/31

Planning Meetings

The Pomegranate Center team met several times with Christine Stansfield, Volunteer & Community Engagement Coordinator, David Durante, Interim Public Services Director and Susan Hempstead, Strategic Relations Manager of Sno-Isle Libraries, to understand the project background, goals and timeline. We worked together to draft a schedule, survey and focus group intentions, Convening Group job description, and dates for the Community Meetings. Planning and coordination meetings continued throughout the engagement process to ensure strong coordination and transparency in communication.

Surveys, Focus Groups and Informational Meetings

Focus groups were held by Christine Stansfield, Volunteer and Community Engagement Coordinator. Groups included:

- Parent Leadership Training Institute
- Leadership Launch
- Madres Latinas
- Parent Liaisons team at Mukilteo School District



- Everett Community College
- BRIDGES Center at EvCC

Focus group conversations addressed neighborhood identity, values and treasures and the future campus. (See [Appendix B](#) for pictures of brainstorming done by the Leadership Launch focus group participants.)

Understanding what is treasured and important to a community is a wonderful way of identifying values that a project can embody. A simple 10-question survey was created to kickstart this conversation. (See [Appendix C](#) for survey questions.)

The survey distribution plan included:

- Translation into 8 languages: Arabic, Spanish, Russian, Vietnamese, Chinese, French, Korean and English
- Distribution through the Sno-Isle Libraries' Mariner customer email list of 3,973 subscribers with language links embedded; it was opened by 578 people, and had 187 click throughs (See [Appendix D](#) for email copy). A follow-up email with a reminder was sent in early April.
- Personalized distribution outreach through 20+ faith groups, Snohomish County non-profits, local government agencies and the project Convening Group and Partner Group.

The survey went live on March 7, 2019, and remained open until May 1, 2019.

We received 352 responses. Of those, 349 are in English, 1 in Russian, and 2 in Spanish. We are uncertain why there have been so few responses to the non-English language surveys; we heard from some people the survey was so clear they felt comfortable responding in English.

In addition, the Mariner Community Campus webpage (www.marinercommunity.org), which includes project background, information about future events, and the link to the surveys, was translated into the same languages.

The survey's early findings were included in the April 13, 2019 Community Meeting.

Partner Presentations

The Community Campus Partner Group is a planning and coordination group comprised of key agencies and government representatives that are committed to supporting the planning and creation of the Mariner Community Campus. They meet monthly. Pomegranate Center presented at three Partner Meetings. (See [Appendix K](#) for the full list of partners.)



- At the first meeting, the Pomegranate team shared their approach and timeline for this project and sought clarity with the group about what information they were seeking from the community to shape their project.
- At the second meeting, Pomegranate Center reported on early responses from the survey and prepared the group for the first Community Meeting.
- The third meeting included a report back on findings from Community Meeting #1 and a preview of Community Meeting #2.

Convening Group

Pomegranate Center worked with Sno-Isle Libraries staff to identify and recruit a group of community leaders to co-convene the process of Community Meetings. The role of the Convening Group is to help with the “how” of the engagement, not make decisions about the project. They assist with outreach, logistics, and ensuring accessibility for everyone.

Convening Group members included:

Participants

- Chan Beattie - BRIDGES Center at Everett Community College
- Sandra Beck - Mariner Library
- Alejandra Carreon - Community advocate
- Van Dinh-Kuno - Refugee and Immigrant Services NW
- Vanesa Gutierrez - County Executive's Office
- Sandra Mejia - Natural Leaders program at Everett School District and BRIDGES Center
- Chayuda Overby - BRIDGES Center at Everett Community College
- Karla Rios - Mariner High School
- Traci Sanderson - Olivia Park Elementary
- Abdul Karim Sankarah - Leadership Launch, Mariner HS
- Christine Stansfield - Sno-Isle Libraries
- Josh Thompson - County Council Member Stephanie Wright
- Nicole Thomsen - Snohomish Health District
- Ben Young - Communities of Color Coalition

The Convening Group met three times: March 11, March 27 and April 24, 2019.

(See Convening Group meeting agendas in [Appendix E.](#))

In addition to assisting with outreach and logistics, the Convening Group helped Project Partners prepare a “Project Background” presentation (see [Appendix I](#)) that would give the community enough information to be thoughtful and creative at the Community Meeting. This group also helped Pomegranate Center and Sno-Isle Libraries discover that:

- Our original Community Meeting date was the same date as the prom - and that was a “no go” for this community.



- Having the meeting on a Saturday afternoon was the most likely to get participation from the broadest part of the community.
- We needed childcare and plenty of culturally-appropriate food.
- We needed Russian, Spanish and Vietnamese translators for the Community Meetings.

Community Meetings

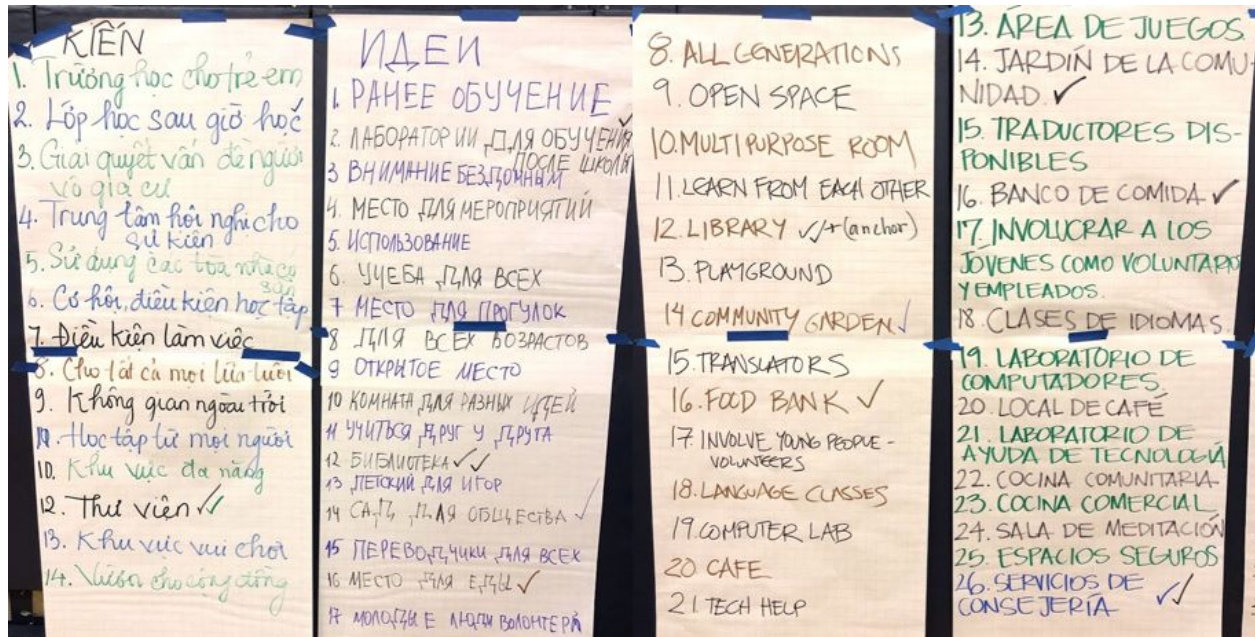
Two public Community Meetings were held to bring people together to identify possibilities and prioritize those ideas for the future campus. Meetings were held on April 13 and May 11, 2019, from 2-4:30 pm at Mariner High School in the auditorium. Each meeting had interpretation services in Spanish, Vietnamese and Russian, free childcare and food. (See [Appendix H](#) for Example Community Meeting Flyer.)

Community Meeting #1: April 13, 2019

The goal of this meeting was to generate ideas about what kind of activities and spaces *could* be included in the future campus. About 50 people were in attendance.



Community members chatting during Community Meeting #1



Sample flip charts from Community Meeting #1, in Vietnamese, Russian, English and Spanish

Community Meeting #1B: May 6, 2019

An additional small focus group was held *after* the first Community Meeting at the BRIDGES Center at Everett Community College, and repeated the agenda and presentation made there. Findings from this group meeting were incorporated into the findings presented at the second Community Meeting on May 11, 2019.



BRIDGES Center at Everett Community College - May 6, 2019



Community Meeting #2: May 11, 2019

The goal of this meeting was to report ideas from the previous Community Meetings and begin prioritizing those ideas. About 50 people were in attendance, including many new faces.

Convening Group member Ben Young opened the meeting. Christine Stansfield from Sno-Isle Libraries and Katya Matanovic from Pomegranate Center shared project background information. (See project background presentation in [Appendix I](#)). Katya shared findings from the first Community Meeting - (see [Appendix F](#)) all 85 ideas clustered into these themes:

- Outdoor space
- Learning and knowledge
- Healthy bodies and minds
- Services
- Events/Gatherings
- Arts and Culture
- Food
- Technology
- Multi-use/flexible space

Milenko Matanovic of Pomegranate Center asked the community to split into groups around 6 tables. He gave each group a flipchart page indicating the approximate space available for the campus, and stickies of four sizes and colors indicating Extra Large, Large, Medium and Small spaces. The purpose of this exercise was to see which spaces were needed the most.

During phase one of the exercise, each small group developed its own plan and presented it to other groups. During phase two, each group discussed ideas from other groups and integrated the ones they liked into their own plans. They wrote those ideas in red color so everyone could see immediately which ideas traveled between groups.



At the end of the meeting, the community looked at all the plans and discussed common themes that emerged from this work. (See [Appendix G](#) for pictures of all the maps.)



Conclusion

It is clear that Mariner community members are engaged and participating in this community building effort. They are motivated to care for and support the neighborhood because they value the people, schools and library. Community members want the campus to embody the principles of celebrating diversity, safety, access for everyone, healthy minds and bodies, as well as learning and knowledge.

From a community engagement perspective, this project has only just begun. We recommend increasing and planning deeper engagement throughout the process, inviting the community back, over and over again, to witness progress and contribute further to the project shaping. We recommend:

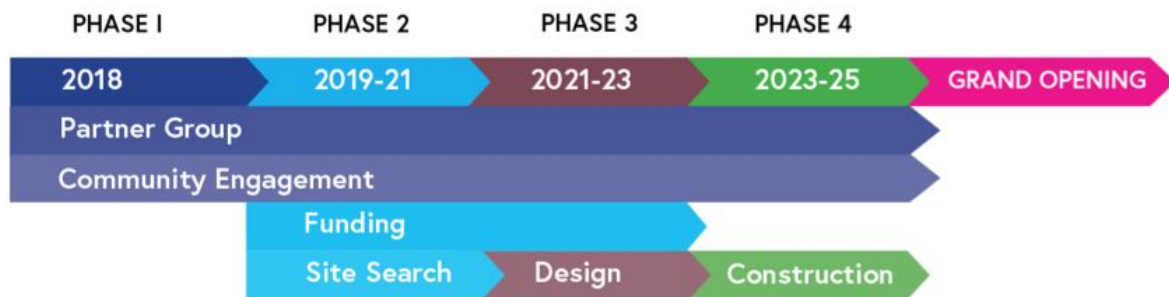
- planning a few Early Success projects to maintain the momentum
- carefully selecting architects and other consultants who will take the community members' ideas seriously
- pulling together a new Convening Group and doing additional Community Meetings so community members stay engaged

This project is at an exciting point where the enthusiasm of the community can be harnessed and their ideas incorporated into the design. Through these early phases of exploration and engagement we have set a strong foundation of community involvement, so that the momentum can continue and the community can take true ownership of the final result.

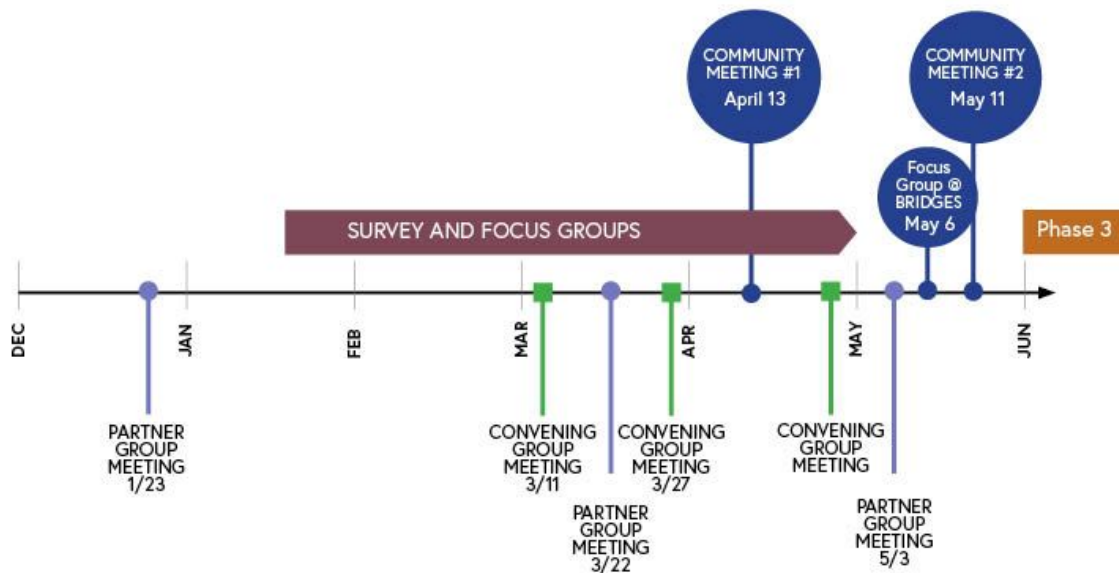


Appendix A: Timeline

Project Timeline



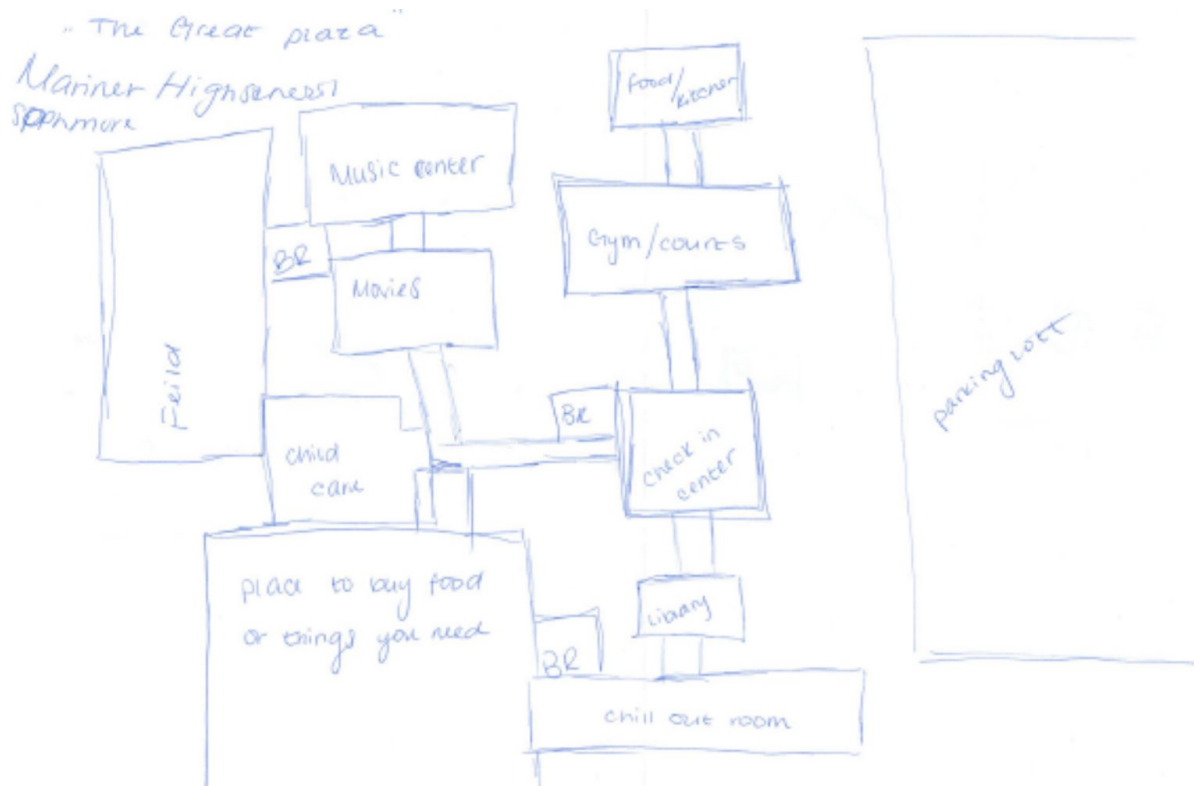
Community Needs Assessment Timeline





Appendix B: Focus Group Brainstorming

Pictures of brainstorming done by the Leadership Launch focus group participants.









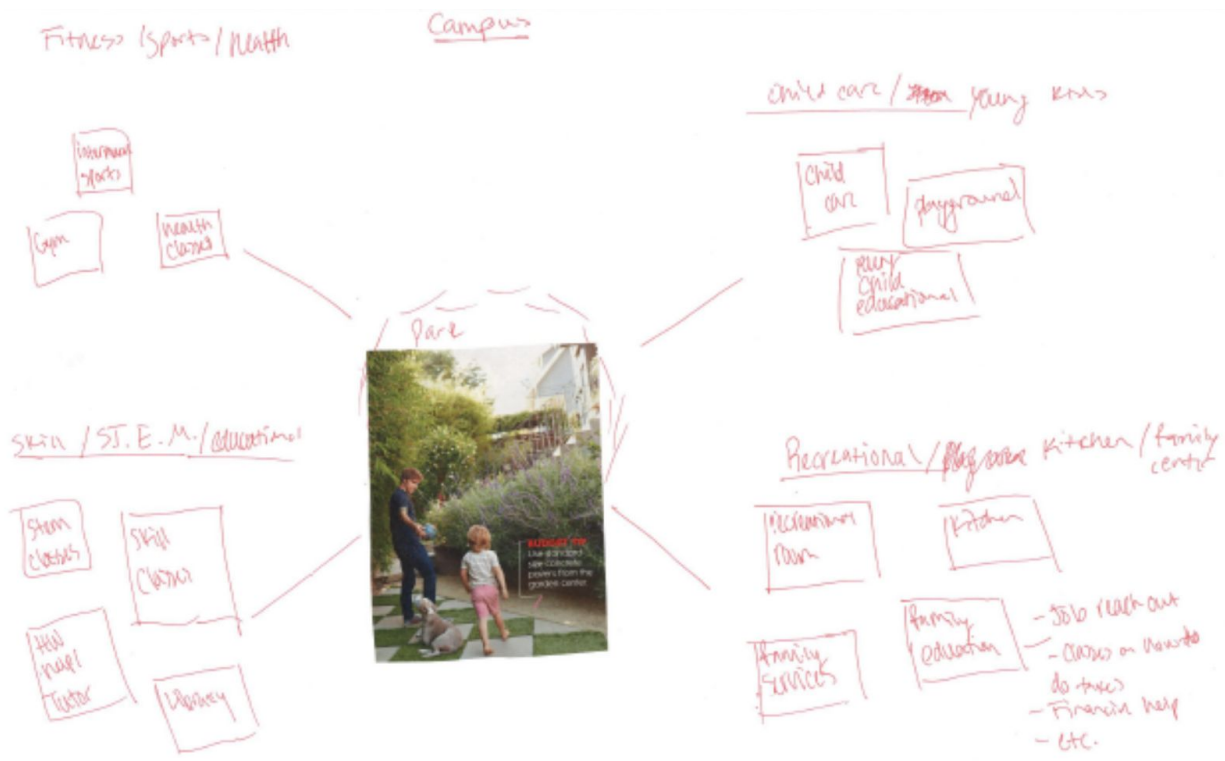
- A place to teach about about learn about Financial Aid.
- Tutor area
 - Hang out area
 - Work area
 - Rest area / Nap area
 - Basic needs area



A place to eat

A place to relax





Teaching
Kids importance
of family/home



Have a self-care place
where they can have the
things they need





MARINER COMMUNITY CENTER

* Outdoor gym/ Park

* food area

* Chilling area

* Swimming area







Appendix C: Survey Questions

Mariner Neighborhood: Tell us what you value

The vision of the Mariner Community Campus project is to create an accessible hub to provide basic needs and resources to local residents in the Mariner-area community. [\[Read more about the project.\]](#)

As an important first step, please take a few minutes to share your insights into your neighborhood. The results will help shape this important community project.

1. Tell us how you are connected with the MarinerNeighborhood, or this geographic boundary. Check all that apply.

<input type="checkbox"/> I live here	<input type="checkbox"/> I go to school here
<input type="checkbox"/> I work here	<input type="checkbox"/> I use services here

Other (please specify)

2. How long have you been a member of this community?

<input type="radio"/> Less than a year	<input type="radio"/> 11-15 years
<input type="radio"/> 1-5 years	<input type="radio"/> More than 15 years
<input type="radio"/> 6-10 years	

3. Some people call this geographic area "Mariner". What name do you use for this neighborhood?

4. What makes the Mariner neighborhood feel like a community to you?

5. Share three different words you would use to describewhat you love or value about the Mariner neighborhood?

1st word	<div></div>
2nd word	<div></div>
3rd word	<div></div>



6. As this neighborhood changes, what would you be sad to see disappear or change?

7. What three things would you add to this neighborhood to make it a better place to live for you and the next two generations of residents?

1st thing

2nd thing

3rd thing

8. How connected to this community do you feel?

- ☐ Extremely connected
- ☐ Very connected
- ☐ Somewhat connected
- ☐ Not so connected
- ☐ Not at all connected

9. What or who do you think makes the Mariner neighborhood strong?

10. Would you like to be updated on future community meetings about the Mariner Community Campus? If so, please provide us with your email address.

Thank you for sharing your thoughts!



Appendix D: Survey Email



[Español](#) | [한국어](#) | [繁體中文](#) | [Русский](#) | [Tiếng Việt](#) | [العربية](#)

Exciting things are in the works for the Mariner neighborhood!



Please share your thoughts about what defines this neighborhood as plans for a future Mariner Community Campus get underway. If you live, work or go to school in this community, please take 5 minutes to complete our survey. Your ideas are critical in shaping the campus plan!

[Take the Survey](#)

Español

¡Se están preparando cosas emocionantes para el vecindario de Mariner! Le pedimos que comparta sus ideas sobre lo que define a este vecindario como planes para un futuro Campus comunitario de Mariner. Si vive, trabaja o va a la escuela en esta comunidad, le pedimos que se tome 5 minutos para



Survey Email Copy

Exciting things are in the works for the Mariner neighborhood!

Please share your thoughts about what defines this neighborhood as plans for a future Mariner Community Campus get underway. If you live, work or go to school in this community, please take 5 minutes to complete our survey. Your ideas are critical in shaping the campus plan! Take the Survey

Español

¡Se están preparando cosas emocionantes para el vecindario de Mariner! Le pedimos que comparta sus ideas sobre lo que define a este vecindario como planes para un futuro Campus comunitario de Mariner. Si vive, trabaja o va a la escuela en esta comunidad, le pedimos que se tome 5 minutos para completar nuestra encuesta. ¡Sus ideas son fundamentales para dar forma al plan del campus! Conteste esta encuesta

한국어

Mariner 에는 이웃을 한 흥미로운 일들이 벌어지고 있습니다! 이 지역의 미래인 마리 커뮤니티 캠퍼스 잘 진행될 있도록 하기 해 어떠한 계획을 의해야 하는지 여러분의 생을 공유해 주십시오. 이 지역사회에 거주하거나, 직장에 다니거나, 학교에 다니는 경우, 당사 설문 조사를 완료하는데 5분 도 소요됩니다. 여러분의 아이디어는 캠퍼스 계획을 세우는데 있어 매우 중요합니다! 설문조사 에 응답하다

繁體中文

令人激動的發展即來到Mariner社區在未來的Mariner社區務中心規劃工作進行之際請享您心目中本社區的特點若您在地區居住工作就學請花5的時間完的調查您的想法務中心的規劃至關重要告訴您重視的因素

Русский

Р а й о н Mariner о ж и д а ю т з а х в а т ы в а ю щ и е с о б ы т и я ! ы п р о с и м а с п о д е л и т ь с я с в о и м и м ы с л я м и о х а р а к т е р н ы х о с о б е н н о с т я х э т о г о р а й о н а , в т о в р е м я к а к в о п л о щ а ю т с я п л а н ы п о с о о р у ж е н и ю к а м п у с а с о о б щ е с т в а Mariner. с л и ы ж и в е т е , р а б о т а е т е и л и х о д и т е в ш к о л у в э т о м р а й о н е , у д е л и т е 5 м и н у т з а п о л н е н и ю н а ш е й а н к е т ы . а ш и и д е и и м е ю т б о л ь ш о е з н а ч е н и е в ф о р м и р о в а н и и п л а н а к а м п у с а ! о т в е т и т ь н а о п р о с

Tiếng Việt



Những dự án thú vị đang được hình thành tại khu vực Mariner! Vui lòng chia sẻ ý kiến của quý vị về điều gì làm nên đặc trưng của khu vực này khi các kế hoạch cho Khu Trường Sở Cộng Đồng Mariner tương lai được đưa vào thực hiện. Nếu quý vị sống, làm việc hoặc đi học tại cộng đồng này vui lòng dành ra 5 phút để hoàn thành khảo sát của chúng tôi. Ý kiến của quý vị rất quan trọng trong việc tạo lập kế hoạch cho khu trường sở. Hãy cho chúng tôi biết quý vị đánh giá cao điều gì.

العربية

إننا بصدد التخطيط لتنفيذ أشياء مثيرة لحي مارينر! الرجاء مشاركة أفكارك بشأن ما يميز هذا الحي لنضعها في خططنا للبدء في حرم مجتمع مارينر (المستقبلي). إذا كنت من سكان هذا الحي أو تعمل فيه (Mariner Community Campus مشروع أو ملتحق بمدرسة فيه) يرجى تخصيص 5 دقائق من وقتك لاستكمال استطلاع الرأي الخاص بنا. أفكارك ضرورية في أخبرنا بما يهمك رابط الاستطلاع



Appendix E: Convening Group Agendas

Convening Group Meeting #1: March 11, 2019

At the first Community Meeting, the group met at the Mariner Library to learn more about each other the project, and their role. The goal of the meeting was to share project background and timeline, Community Meeting goals and agenda, and get feedback on how to make it a success.

Meeting agenda:

Shared and discussed: survey results so far

Shared: Goals for first Community Meeting

- Description of Pomegranate Method and share format for first Community Meeting
- Gather ideas for the design and activities for the future community campus

Shared and Discussed: Project Criteria “What is possible”

- Available funding
- Timeline of work
- Who is owning and maintaining the space?

Discussed outreach and logistics

- How can we maximize outreach?
- Are there any specific people that need to be invited?
- Are there groups that are not represented in the Convening Group that need to be included?
- What do we need to think about to make sure the community can participate?

The group gave feedback on Community Meeting dates (April 27 was prom, so we looked for a new date) and time of day that worked best for this community.

Convening Group Meeting #2: March 27, 2019

The second Convening Group meeting was focused prep for the April 13 Community Meeting. The goal was to get feedback on the project background presentation, discuss outreach and logistics (childcare and food and translation services) and review the Community Meeting agenda and roles.

Meeting agenda:

Discussed: Community Meeting Logistics



- Outreach plans
- Volunteer roles at meeting
- Set-up
- Food
- Childcare
- Translation

Shared and Discussed: Project Background Presentation

- How can we improve this? Where do we need more clarity?

Convening Group Meeting #3

April 24, 5:30-7:30

AGENDA

Welcome and Introductions

Gratitudes and Recap of Community Meeting #1

- What did you notice?
- What could we learn for the next meeting?

Findings

- Review clustered ideas
 - Divide spaces into small, medium, large
 - Show 1-2 sample slides
 - Did we get this right?

Prep for Community Meeting #2

- What's planned: review findings, and do a hands-on prioritization practice with community.
- What could we do differently?
- Outreach and logistics



Appendix F: Community Meeting #1 - List of Ideas

1. Early childhood education
2. Homework lab/club ✓
3. Address homelessness
4. Event space
5. Use existing buildings
6. Learning + knowledge for all
7. Walkability
8. All generations
9. Open space
10. Multi-purpose room
11. Learn from each other
12. Library (as the anchor, children's area) ✓✓✓
13. Playground ✓
14. Community garden ✓
15. Translators
16. Foodbank ✓✓
17. Involve young people - volunteers
18. Language classes
19. Computer lab
20. Cafe ✓
21. Tech help
22. Community kitchen ✓
23. Commercial kitchen
24. Meditation room
25. Safe spaces
26. Counseling services ✓✓✓✓
27. Soccer field
28. Art classes ✓
29. After school activities
30. Exercise space/Fitness Center ✓
31. Movie theater ✓
32. Medical facilities ✓
33. Tech resources center
34. Music room
35. Integrate transit
36. Cold weather shelter
37. Multi-language communication hub
38. Indoor play area ✓
39. Trash + recycling
40. Tutoring services ✓
41. Police substation
42. Youth center
43. Legal/citizenship help
44. Community navigator ✓
45. Affordable rental space
46. Zumba classes
47. Online classes -> community college
48. Whole campus is tech friendly
49. Accessible - barrier free
50. Summer camps for kids
51. Conference rooms
52. Safe space for LGBTQ
53. Religious space
54. Life skills for classes
55. Maker space ✓
56. Multi-cultural space
57. Gathering Place – learning and sharing
58. Family activities
59. Family shelter
60. Low-income sports for all ages (barrier free)
61. Dance room with sound system
62. Children's room
63. Daycare
64. Community governing council
65. Student learning and materials exchange
66. Free meals and showers
67. Nap room / Quiet room
68. Plants
69. Job center
70. Multi-purpose empty rooms (AA/NA)
71. Thinking room / Collaboration room



- 72. Museum – leaders
- 73. Gives out Awards
- 74. Barbershop - low-cost
- 75. WIC office
- 76. Nursing / Lactation room
- 77. Massage area

- 78. Small business kiosks
- 79. Take-a-book / free books
- 80. Safe
- 81. Relaxing music everywhere
- 82. Stage



Appendix G: Community Meeting #2 Minutes

Mariner Community Campus Community Meeting #2 Minutes

Meeting date: Saturday, May 11, 2-4:30 pm at Mariner High School

Executive Summary

This meeting asked community members to start prioritizing ideas for the future campus through small group activities. The meeting was opened by Ben Young, Convening Group member, and Christine Stansfield from Sno-Isle Libraries shared the project background. The Pomegranate Center team shared findings from the first Community Meeting before they worked together to select specific activities and elements for the campus from the list. Each small group shared their work with all the participants, then had the chance to refine their “map” based on great ideas they heard from other groups. The meeting closed with information on where to keep connected to the project and next steps.

Meeting Minutes

The second Community Meeting engaging community members in planning for the Campus was held at the Mariner High School on May 11, 2019. This meeting built on the findings of the first Community Meeting that was held on April 13, 2019, and a smaller Community Meeting at BRIDGES Center at Everett Community College. Together, community members identified 85 ideas for the future campus.

Pomegranate Center team members facilitated the Community Meetings and, in preparation for Community Meeting #2, clustered the ideas by both **categories** and **size** (XL, L, M and S). This document was translated into Spanish, Vietnamese and Russian.

At the May 11 meeting, project organizers brought everyone up to speed: how the project was born, the role of the Partner and Convener Groups, the summary findings generated at the April 13 meeting, at smaller focus group meetings, and through surveys.

Participants were organized into six smaller groups to develop schematic plans for the future campus. Each group was given a blank flipchart page indicating the space available for the campus, and stickies of four sizes and colors indicating Extra Large, Large, Medium and Small spaces. The purpose of this exercise was to see which spaces were needed the most and where overlap/sharing spaces could work.



During the first part of the exercise, each small group developed its own plan and presented it to other groups. During the second part, each group discussed ideas from other groups and integrated the ones they liked into their own plans. We asked them to write those ideas in red color so we could see immediately which ideas traveled between groups.

At the end of the meeting, we looked at all the plans and discussed common themes that emerged from this work. Appendix 3 is the summary of all the ideas from the six small groups. All suggestions in red indicate that they originated in another group.

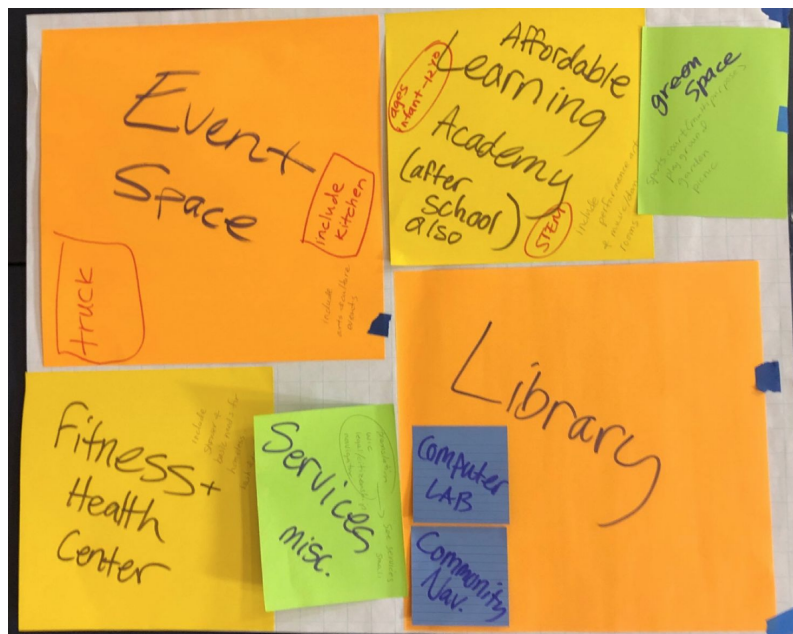
Common Themes

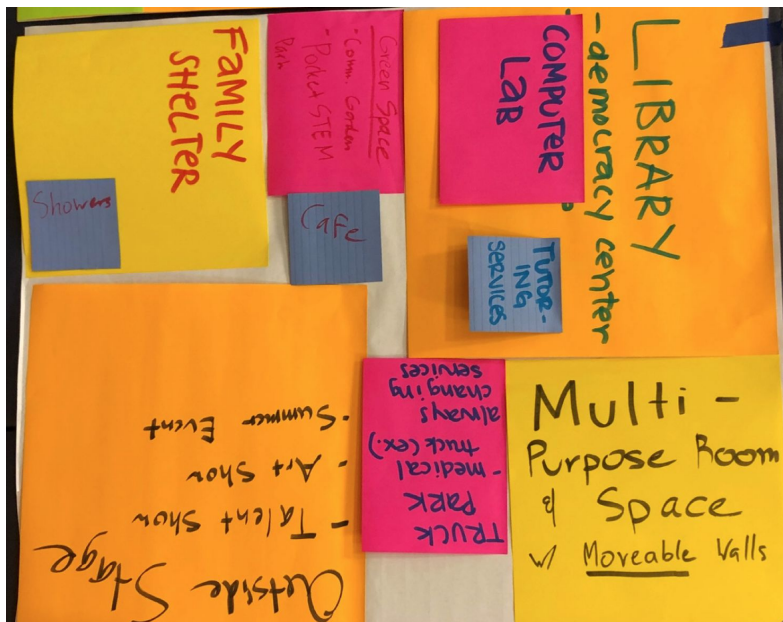
The group identified the following themes from their collective work:

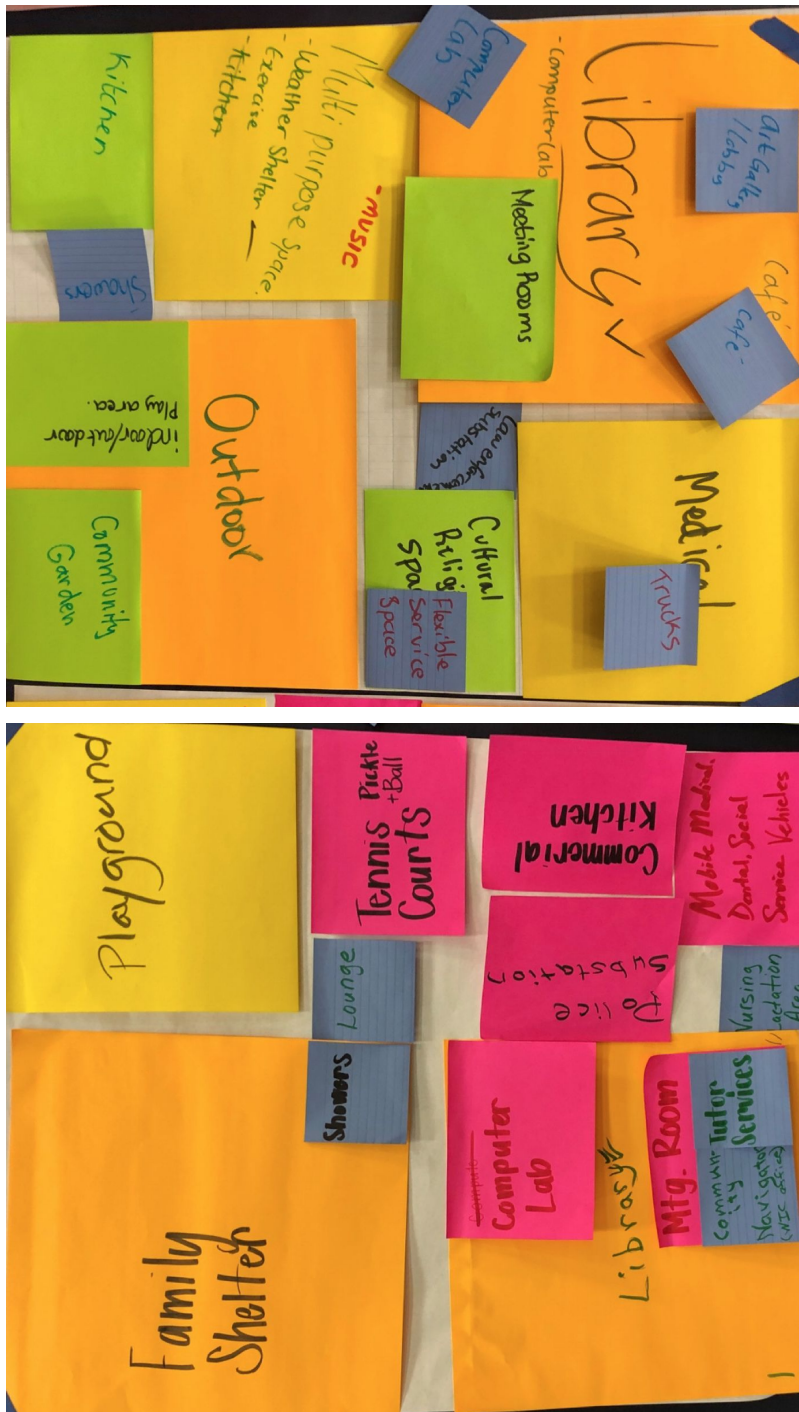
- Multi-use space
- Health and human services
- Library as anchor (with services that increase democracy)
- All ages
- Education/learning

See the attached pictures of all the “maps” developed in small groups.

Specific findings and recommendations from this meeting will be included in the final report submitted by Pomegranate Center by June 1, 2019. To find the report, contact Christine Stansfield at cstansfield@sno-isle.org.











Ideas for the Mariner Campus from Community Meeting #1

Overarching ideas:

- Multicultural
- Integrated technology
- Outdoor and indoor space compliments each other

Food

XL	L	M	S
	Community Kitchen	Commercial Kitchen	Cafe

Events/Gatherings

XL	L	M	S
Event space	Multipurpose room	Meeting Rooms	Small business kiosk
		Religious meeting space	Lounge/hangout area

Arts/Culture

XL	L	M	S
	Movie theater	Music Room	Artist workshops
	Stage/performance area	Maker space	
		Art Classes	
		Dance room with sound system	

Outdoor space

XL	L	M	S
Park	Playground	Community Garden	Pocket park
	Space for games		

Focus on learning and education

XL	L	M	S
Library		Computer Lab	Tutoring Services
		Language Classes	Free library
		After School Activities	Thinking room/ collaboration room
		Life Skills classes	



		Children's room	
		Museum	

Healthy bodies and minds

XL	L	M	S
	Exercise/Fitness Center	Meditation room	Showers
	Indoor Play Area	Zumba Classes	Nap/Quiet Rooms
	Medical Facility	Counseling Services	Nursing/Lactation room
			Massage Area

Services

XL	L	M	S
Family Shelter	Cold Weather Shelter	Youth Center	Translation services
	Daycare	Police Substation	WIC (Women, Infant and Children) office
	Food Bank		Legal/citizenship help
			Community Navigator
			Job Center
			Barbershop
			Communication Hub



Appendix H: Community Meeting Flyer



**Mariner
Community Campus**

**Exciting things are in the works
for the Mariner neighborhood!**



We need your ideas!

Come shape the future of the Mariner Community. Do you live, work, go to school, or receive services in the Mariner Neighborhood? If so, we'd love to hear from you!

SATURDAY, MAY 11
2:00 - 4:30 pm

MARINER HIGH SCHOOL GYM
200 120th St SW, Everett, WA 98204

International food, childcare, and Spanish, Russian, and Vietnamese translation provided.

ALSO AVAILABLE IN

Español Русский Tiếng Việt

marinercommunity.org



Appendix I: Community Meeting #1 Project Background Presentation

Mariner Community Campus
Recinto Comunitario Mariner
Общественный центр Mariner
Khuôn Viên Cộng Đồng Mariner

Welcome
Bienvenida
Добро пожаловать
Chào mừng

- **Project Goal:** Create Community Campus for Mariner Neighborhood
- **Meeting Goal:** Get your ideas
- **Meta del proyecto:** Crear un recinto comunitario para el vecindario de Mariner
- **Metas de la junta:** Obtener sus ideas
- **Цель проекта:** Создать общественный центр для района Mariner
- **Цель встречи:** Услышать ваши идеи
- **Mục tiêu dự án:** Tạo ra khuôn viên cộng đồng cho khu vực Mariner
- **Mục tiêu của cuộc họp:** Có được ý kiến của bạn

Agenda	Agenda	План	Những việc phải làm
• Goals	• Metas	• Цели	• Mục tiêu
• Roles	• Papeles	• Роли	• Vai trò
• Project	• Proyecto	• Проект	• Dự án
• Group work	• Trabajo en equipo	• Групповая работа	• Làm việc nhóm
• Next steps	• Próximos pasos	• Следующие шаги	• Các bước tiếp theo

ROLES: Project Partners, Convening Group, Sno-Isle Libraries, Pomegranate Center, **Community Members**

PAPELES: Socios de proyecto, Convocación de grupo, Bibliotecas Sno-Isle, Centro Pomegranate, **Miembros de la comunidad**

РОЛИ: Партнеры проекта, Созывающая группа, Библиотеки Sno-Isle, Центр Pomegranate, **Члены сообщества**

VAI TRÒ: Đối tác dự án, Triệu tập nhóm, Các thư viện Sno-Isle, Trung tâm Pomegranate, **Thành viên cộng đồng**





ROLES: Project Partners, Convening Group, Sno-Isle Libraries, Pomegranate Center, **Community Members**

PAPELES: Socios de proyecto, Convocación de grupo, Bibliotecas Sno-Isle, Centro Pomegranate, **Miembros de la comunidad**

РОЛИ: Партнеры проекта, Созывающая группа, Библиотеки Sno-Isle, Центр Pomegranate, **Члены сообщества**

VAI TRÒ: Đối tác dự án, Triệu tập nhóm, Các thư viện Sno-Isle, Trung tâm Pomegranate, **Thành viên cộng đồng**

Our Project
Nuestro proyecto
Наш проект
Dự án của chúng ta

Idea is Born | Nace una idea
Идея Родилась | Найдено решение



More than a library
Más que una biblioteca
Больше, чем библиотека
Hơn cả một thư viện

Neighborhood
Vecindario
Район
Khu vực hàng xóm



WHY IMPORTANT? Diversity, Need for services, Kids, Enthusiasm, Positive change

¿POR QUÉ ES IMPORTANTE? Diversidad, La necesidad de los servicios, Niños, Entusiasmo, Un cambio positivo

ПОЧЕМУ ВАЖНО Разнообразие, Потребность в услугах, Дети, Энтузиазм, Позитивные изменения

TẠI SAO QUAN TRỌNG Sự đa dạng, Cần các dịch vụ, Trẻ em, Sự nhiệt tình, Thay đổi tích cực



FUNDING

- Land = State Budget \$; Construction = future fundraising
- Partner commitment

FINANCIAMIENTO

- Tierra = Presupuesto del estado; Construcción = financiamiento para el futuro
- Compromiso de socios

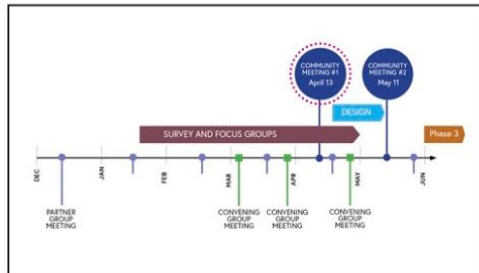
ФИНАНСИРОВАНИЕ

- Земля = Деньги государственного бюджета; Строительство = Будущий сбор средств
- Партнерское обязательство

TÀI TRỢ

- Đất = Ngân sách tiểu bang \$; Xây dựng = gây quỹ trong tương lai
- Cam kết với đối tác

Timeline | Cronograma | Сроки | Lịch trình



What is a "Campus"?
 "One-stop shop" for a variety of community resources and activities

¿Qué es un "recinto/campus"?
 Es un espacio concentrado común que ofrece una variedad de recursos y actividades para la comunidad.

Что такое "Центр"?
 "Универсальный магазин" для разнообразных общественных ресурсов и мероприятий.

Thế nào là một "khuôn viên"?
 "Cửa hàng One-stop" dành cho nhiều hoạt động và nguồn lực của cộng đồng

What could happen?
¿Qué es lo que puede ofrecer?
Что может происходить?
Điều gì có thể xảy ra

Gatherings & Events
 Reuniones / eventos
 Встречи / мероприятия
 Tập hợp / sự kiện

Outdoor Space
 Espacio al exterior
 Открытое пространство
 Không gian ngoài trời

Health
 Salud
 Здоровье
 Sức khỏe

Services
 Servicios
 Услуги
 Dịch vụ

What else?
 ¿Qué más?
 Что еще?
 Còn gì nữa?

One Building: Example | Un edificio: Ejemplo
 Одно здание: пример | Một tòa nhà: Ví dụ



One Building: Example | Un edificio: Ejemplo
 Одно здание: пример | Một tòa nhà: Ví dụ



A Group of Buildings: Example | Un grupo de edificios: Ejemplo | Группа зданий: пример | Một nhóm các tòa nhà: Ví dụ



A Group of Buildings: Example | Un grupo de edificios: Ejemplo | Группа зданий: пример | Một nhóm các tòa nhà: Ví dụ



Spread out in the Neighborhood: Examples
 Extendido a través de la comunidad: Ejemplo
 Распространение в районе: примеры
 Lan truyền trong khu vực hàng xóm: Ví dụ



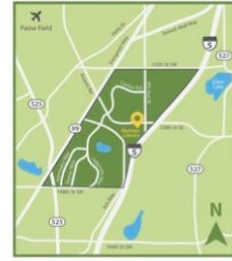
Spread out in the Neighborhood: Examples
 Extendido a través de la comunidad: Ejemplo
 Распространение в районе: примеры
 Lan truyền trong khu vực hàng xóm: Ví dụ





Already Decided
Ya está decidido
Уже решено
Đã quyết định

Location
Ubicación
Местоположение
Vị trí



SIZE: Dependent on \$ and available real estate

TAMAÑO: Depende del dinero y disponibilidad de Bienes y Raíces

РАЗМЕР: Зависит от \$ и доступной недвижимости

KÍCH THƯỚC: Phụ thuộc vào \$ và bất động sản có sẵn

Initial Tenant & Owner

Primer arrendatario y dueño

Начальный арендатор и владелец

Người thuê và chủ sở hữu ban đầu



No swimming pool

Sin alberca

Нет бассейна

Không có hồ bơi

?



Key Values | Valores claves | Ключевые ценности | Giá trị chính

- Support and connect community
- Apoyar y conectar a la comunidad
- Поддержка и соединение сообщества
- Hỗ trợ và kết nối cộng đồng
- Safe & accessible
- Segura y accesible
- Безопасно и доступно
- An toàn và dễ tiếp cận

Key Values | Valores claves | Ключевые ценности | Giá trị chính

- For all ages
- Para todas las edades
- Для всех возрастов
- Dành cho mọi lứa tuổi
- Support healthy living
- Apoyar la vida saludable
- Поддержка здорового образа жизни
- Hỗ trợ cuộc sống lành mạnh

Key Values | Valores claves | Ключевые ценности | Giá trị chính

- Celebrate diversity
- Celebrar la diversidad
- Праздник разнообразия
- Tôn vinh sự đa dạng
- Protect trees and nature
- Proteger los árboles y la naturaleza
- Защита деревьев и природы
- Bảo vệ cây cối và thiên nhiên



Ground Rules

Reglas básicas

Основополагающие правила

Quy tắc căn bản

Everyone participates

Todos participan

Все участвуют

Mọi người tham gia



Be willing to listen

Estar dispuestos a escuchar

Будьте готовы слушать

Sẵn sàng lắng nghe

Build on others' ideas

Construir en base de las ideas de los demás

Развивайте чужие идеи

Xây dựng trên ý tưởng của người khác

Consider what is best for next two generations

Considerar que es lo mejor para las siguientes dos generaciones

Подумайте, что лучше для следующих двух поколений

Xem xét những gì là tốt nhất cho hai thế hệ tiếp theo

No blaming or complaining

No generar culpas o quejas

Нет места обвинениям или жалобам

Không đổ lỗi hay phàn nàn

Focus on what you would like, not on what you don't like

Enfocarse en lo que le gustaría o no le gustaría

Сфокусируйтесь на том, что вам нравится, а не на том, что вам не нравится

Tập trung vào thứ bạn thích, không phải thứ bạn không thích

The campus can serve many purposes for the Mariner community. **If the best happens, what do you see?**

El recinto puede servir para muchos propósitos para la comunidad de Mariner. **Si sucediera lo mejor, ¿cómo se imagina que sería?**

Центр может служить многим целям для сообщества Mariner. **Если произойдет лучшее, что вы видите?**

Trường có thể phục vụ nhiều mục đích cho cộng đồng Mariner. **Nếu điều tốt nhất xảy ra, bạn thấy điều gì?**

Next Steps | Próximos pasos | Следующие шаги | Các bước tiếp theo

Community Meeting #2: May 11, 2:00-4:30, Mariner High School

Junta comunitaria #2: 11 de mayo de las 2:00 a 4:30, Mariner High School

Встреча сообщества #2: 11 мая, 2:00-4:30 вечера, Старшая школа Mariner

Cuộc họp cộng đồng #2: ngày 11 tháng 5, 2:00-4:30, Trường Trung Học Mariner

Next Steps | Próximos pasos | Следующие шаги | Các bước tiếp theo

• Minutes | Minutas | Минуты | Phút www.marinercommunity.org

• Christine Stansfield: cstansfield@sno-isle.org



Appendix J: Community Meeting #2 Project Background Presentation

Mariner Community Campus
Recinto Comunitario Mariner
Общественный центр Mariner
Khuôn Viên Cộng Đồng Mariner

- **Project Goal:** Create Community Campus for Mariner Neighborhood
- **Meeting Goal:** Get more of your ideas
- **Meta del proyecto:** Crear un recinto comunitario para el vecindario de Mariner
- **Cumpliendo la meta:** Obteniendo más de sus ideas
- **Цель проекта:** Создать общественный центр для района Mariner
- **Цель встречи:** Получить больше ваших идей
- **Mục tiêu dự án:** Tạo ra khuôn viên cộng đồng cho khu vực Mariner
- **Mục tiêu cuộc họp:** Thu thập thêm ý kiến của bạn

ROLES: Project Partners, Convening Group, Pomegranate Center, Community Members

PAPELES: Socios de proyecto, Convocación de grupo, Centro Pomegranate, **Miembros de la comunidad**

РОЛИ: Партнеры проекта, Созывающая группа, Центр Pomegranate, **Члены сообщества**

VAI TRÒ: Đối tác dự án, Triệu tập nhóm, Trung tâm Pomegranate, **Thành viên cộng đồng**



ROLES: Project Partners, Convening Group, Pomegranate Center, Community Members

PAPELES: Socios de proyecto, Convocación de grupo, Centro Pomegranate, **Miembros de la comunidad**

РОЛИ: Партнеры проекта, Созывающая группа, Центр Pomegranate, **Члены сообщества**

VAI TRÒ: Đối tác dự án, Triệu tập nhóm, Trung tâm Pomegranate, **Thành viên cộng đồng**

Idea is Born | Nace una idea
Идея Родилась | Nảy sinh ý kiến





FUNDING

- Land = Significant investment from State Budget; Construction = future fundraising
- Partner and State commitment

FINANCIAMIENTO

- Tierra = Inversión considerable del presupuesto del estado; Construcción = Recaudación de fondos para el futuro
- Compromiso del socio y el estado

ФИНАНСИРОВАНИЕ

- Земля = Значительные инвестиции из государственного бюджета; Строительство = Будущий сбор средств
- Партнерские и государственные обязательства

TÀI TRỢ

- Đất = Đầu tư đáng kể từ Ngân Sách Tiểu Bang; Xây dựng = gây quỹ trong tương lai
- Cam kết của Đối Tác và Tiểu Bang

Timeline | Cronograma | Сроки | Lịch trình

What is a "Campus"?
"One-stop shop" for a variety of community resources and activities

¿Qué es un "recinto/campus"?
Es un espacio concentrado común que ofrece una variedad de recursos y actividades para la comunidad.

Что такое "Центр"?
"Универсальный магазин" для разнообразных общественных ресурсов и мероприятий.

Thế nào là một "khung viên"?
"Cửa hàng One-stop" dành cho nhiều hoạt động và nguồn lực của cộng đồng

What this Campus Stands For

- Accessible to everyone
- Connection, learning, knowledge, health
- Celebrates diversity

¿Qué es un "recinto/campus"?

- Es accesible a todos
- Conexión, aprendizaje, conocimiento, salud
- Celebra la diversidad

Что стоит за этим кампусом

- Доступно для всех
- Связь, обучение, знания, здоровье
- Празднует разнообразие

Khuôn viên này đứng để làm gì

- Mọi người đều có thể tiếp cận
- Kết nối, học tập, kiến thức, sức khỏe
- Tôn vinh sự đa dạng

Location
Ubicación
Местоположение
Vị trí



No swimming pool, soccer field

Sin alberca, Campo de fútbol soccer

Нет бассейна, Футбольное поле

Không có hồ bơi, Sân bóng đá

Ground Rules

Reglas básicas

Основополагающие правила

Quy tắc căn bản

Everyone participates

Todos participan

Все участвуют

Mọi người tham gia

Build on others' ideas

Construir en base de las ideas de los demás

Развивайте чужие идеи

Xây dựng trên ý tưởng của người khác

Consider what is best for next two generations

Considerar que es lo mejor para las siguientes dos generaciones

Подумайте, что лучше для следующих двух поколений

Xem xét những gì là tốt nhất cho hai thế hệ tiếp theo

What we learned so far

¿Qué hemos aprendido hasta ahora?

Что мы знаем на данный момент

Những gì chúng ta học được cho đến nay



Themes

- Outdoor space
- Learning and knowledge
- Healthy bodies and minds
- Services
- Events/Gatherings
- Arts and Culture
- Food
- Technology
- Multi-use/flexible space

Temas

- Espacio al exterior
- Aprendizaje y conocimiento
- Mentes y cuerpos saludables
- Servicios
- Eventos/Reuniones
- Arte y Cultura
- Alimentos
- Tecnología
- Uso múltiple/ espacio flexible

Темы

- Открытое пространство
- Обучение и знания
- Здоровые тела и умы
- Услуги
- Мероприятия/Собрания
- Искусство и культура
- Питание
- Технологии
- Многоцелевое/гибкое пространство

Chủ đề

- Không gian ngoài trời
- Học tập và kiến thức
- Cơ thể và đầu óc khỏe mạnh
- Dịch vụ
- Sự kiện/Tu tập
- Nghệ thuật và Văn hóa
- Thức ăn
- Công nghệ
- Không gian đa dụng/linh hoạt

Which mix of ideas will make this campus a success?

¿Qué conjunto de ideas harían exitoso a este recinto/campus?

Какое соединение идей делает этот кампус успешным?

Sự pha trộn ý tưởng nào sẽ làm khuôn viên này thành công?


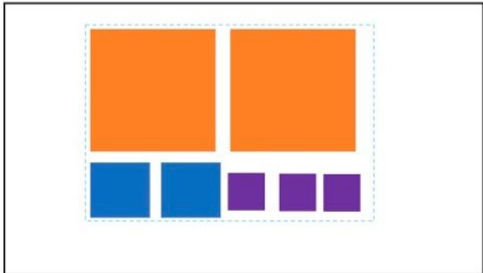



- Think on your own
- Share with your group
- Place on big paper
- Discuss and refine

- Подумайте сами
- Поделитесь со своей группой
- Поместите на большой плакат
- Обсудите и уточните

- Piensa las ideas de manera individual
- Compártelas con tu grupo
- Coloca las ideas en la hoja grande de papel
- Discutan las ideas y refinan la lista

- Tự suy nghĩ
- Chia sẻ với nhóm của bạn
- Vẽ ra trên mẫu giấy lớn
- Thảo luận và trau chuốt



Next Steps | Próximos pasos | Следующие шаги | Các bước tiếp theo

- Minutes | Minutas | Минуты | Phút www.marinercommunity.org
- Christine Stansfield: cstansfield@sno-isle.org



Appendix K: Full List of Partner Group Representatives





Appendix L: Spaces Sorted by Use and Size

Multipurpose:

XL

Events
Gymnasium

L

Indoor play
Exercise Space
Performances
Movies/ Theater
Maker-Space

M

Conference Rooms
Classrooms:

- Language
- Life Skills
- Technology
- Religion
- Homework

Tutoring

Indoor Play
Exercise: Zumba, Yoga,
Meditation

S

Offices
Small Meeting Rooms
Resource or Consulting
Rooms:

- Technology Help
- Social Services
- Immigration Information
- Counseling
- Tutoring
- Minor Medical Services

Outdoors:

Events
Exercise Space
Play
Garden
Art
Mobil Truck area

Shared Utility:

Restrooms
Storage
Mechanical Rooms
Kitchen/Kitchenette
Stairs
Elevator

Primary Purpose

Large:

- Library (5k-10k Sq ft)
- Health Clinic (4k-6k Sq ft)
- Police Station (3k-5k Sq ft)
- Incubator Kitchen (1k-3k Sq ft)
- Daycare Facility (3k-5k Sq ft)

Small/ Accessory:

- Offices (60-120 Sq ft)
- Minor Medical Services (100-500 Sq ft)
- Computer Lab (100-500 Sq ft)
- Food Bank (600-1000 Sq ft)
- Maker Space (800-1200 Sq ft)
- Community Kitchen (500-100 Sq ft)
- Daycare-one Classroom (1000-1200 Sq ft)
- Small Cafe (500-1000 Sqft)



Acknowledgements

This report is presented by the team at Pomegranate Center: Katya Matanovic, CEO; Milenko Matanovic, Founder; Catherine Seaver, Director of Programs; and Valentina Montecinos, Director of Operations. www.pomegranatecenter.org

Special thanks to our partners at Sno-Isle Libraries, it has been an honor to work with all of you.

With gratitude for the remarkable Convening Group members: Chan Beattie, Sandra Beck, Alejandra Carreon, Van Dinh-Kuno, Vanesa Gutierrez, Sandra Mejia, Chayuda Overby, Karla Rios, Traci Sanderson, AbdulKarim Sankerah, Josh Thompson, Nicole Thomsen and Ben Young.

With appreciation for the committed Partner Group for their dedication to their community, and deep gratitude to Senator Marko Liias for championing this work from the start.

Thanks to our design partners: Stephanie Ingram and Sharon Khosla from Fivedot. www.fivedotarch.com

And finally, we are deeply thankful for the community members of the Mariner neighborhood who participated in this process.